



2 Simple Steps for Our NZYMES® Healthy Respiratory Program

COUGHING • WHEEZING • RUNNY NOSE • CHEST CONGESTION

There are many different respiratory issues that a dog may encounter in his life-time. Just like humans, respiratory problems in dogs may include symptoms like coughing, sneezing, runny nose and chest congestion.

Do not ignore these symptoms if you notice your dog battling with them. Always see a veterinarian for a diagnosis and medical advice.

At **NZYMES.COM** we support recovery with a holistic approach. We have developed the **NZYMES® Healthy Respiratory Program** complete with video directions to promote a quick return to healthy respiratory function.

Our **2 step Program** is recommended by many vets and our products have provided key nutritional support for many thousands of dogs during their recovery with both minor and severe respiratory issues.



Identify the Products in Your Kit


Your Nzymes Respiratory Kit should include:

1 Bottle of Ox-E-Drops



NZYMES® Ox-E-Drops has two uses in the Healthy Respiratory Program. It is given to your dog orally with a syringe mixed with water and squirted along the teethline to avoid choking. It is also added to the water of your vaporizer as instructed. (See the directions below).

1 Bottle of Antioxidant Treats



NZYMES® Antioxidant Treats are made with powerful blend of Superfood Soy Protein and Antioxidants for pets of all ages. Veteranarians recommend our **NZYMES®** products to help promote good general health, longevity and vitality in pets of all lifestages.

4 Items We Suggest to Use



- Oral Syringe
- Teaspoon,
- Pet Carrier/Kennel
- 1 Gallon Vaporizer



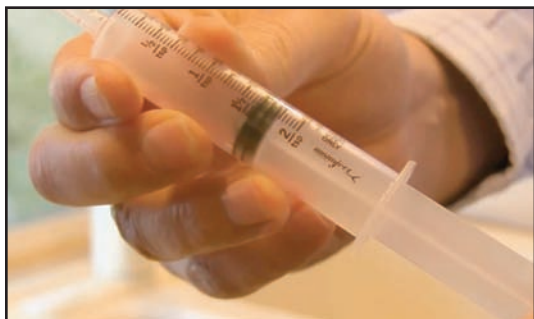


2 Simple Steps

Nzymes Respiratory Program

Step #1 Ox-E-Drops

Mix the correct amount of the Nzymes Ox-E-Drops with distilled or filtered water in the included oral syringe.




Weight	Amount to Give 3 Times Daily
Dogs 3-12 lbs.	2 drops with 1/2 tsp water
Dogs 13-25 lbs.	3 drops with 1 tsp water
Dogs 26-50 lbs.	4 drops with 1 tsp water
Dogs 51-100 lbs.	5 drops with 1 tsp water
Dogs 101-200 lbs.	7 drops with 1.5 tsp water



Dispense Along Teeth Line

To avoid possible choking squirt the mixture close along the pet's teeth-line and allow the pet to lick it up and swallow it slowly.

Do this 3 times per day!



Add one (1) teaspoon of the **Nzymes Ox-E-Drops** to the water in a 1 gallon vaporizer. Place it about 10 to 15 inches directly in front of the kennel for the pet to breath.

Put the dog in the kennel and cover the kennel with sheet.



Vaporize the dog for 15 minutes each hour and repeat the process each hour for 4 hours. Do this every day until symptoms subside.

Following the guidelines above, you should see a noticeable difference in your dog's breathing within 3-4 days.

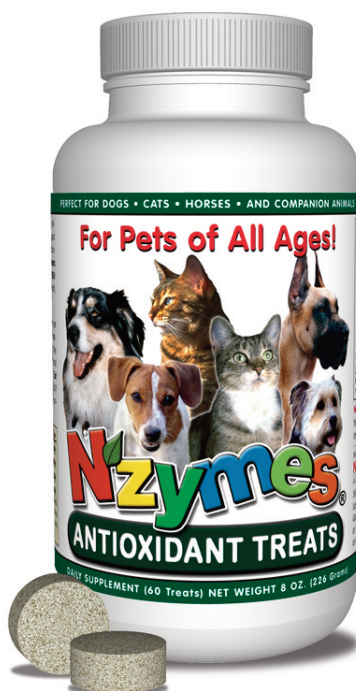
NOTE:

If you do not have a pet carrier, you can use a small inclosed area, like a small bathroom. In which case we suggest to increase the vaporizer time to 25 minutes.



2 Simple Steps: Step #2 Antioxidant Treats

Each day give your dog the amount of the Antioxidant Treats suggested below based on weight as nutritional support during respiratory recovery.



Weight	Amount to Give
Dogs 3-12 lbs	1 treat per day
Dogs 13-25 lbs	2 treats per day
Dogs 26-50 lbs	2 treats per day
Dogs 51-100 lbs	4 treats per day
Dogs 101-200 lbs	4 treats per day